



Deluxe TTL Off-Camera TTL Cord

Operating Instructions

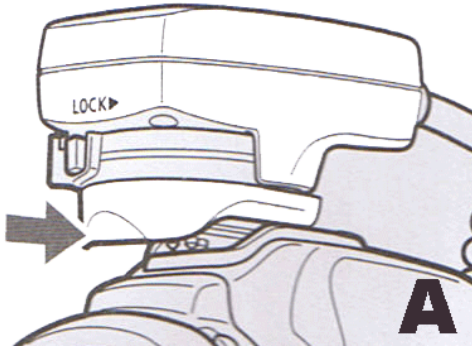
Thank you for your purchase of a PROMASTER Deluxe TTL Off-Camera Remote Cord. The PROMASTER Deluxe TTL Off-Camera Remote Cord allows you to extend the dedicated operation of your TTL flash when using the flash off of the camera on a bracket or other accessory. The effective working range of the cord is approximately 59"/150cm away from the camera. All of the automatic functions of your flash are retained. It also features a dust-and water-resistant design for enhanced the reliability and performance.



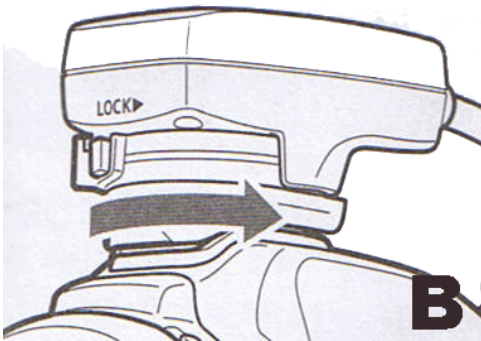
- ① Flash connector
- ② Camera connector lock lever
- ③ Lock-release button
- ④ Camera connector

Attaching to the Camera

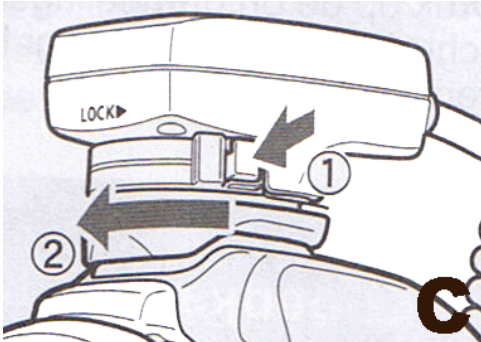
- To attach the camera connector, slip the camera connector into the camera's hot shoe completely.



- Slide the lock lever to the right until the lock lever clicks into place. The cord will be locked onto your camera hot shoe.



- To detach the camera connector, press the lock-release button and slide the lock lever to the left. Slide the camera connector out of your camera's hot shoe to remove.



Weight: 3 ¼ oz./92g

Cord length when expanded:

Approx. 59"/150cm

LIMITED WARRANTY

This product carries a one-year limited warranty from the date of purchase against defects in materials and workmanship. This warranty does not cover damage resulting from accidents, misuse, unauthorized repair/alterations to the product or failure to follow operating instructions. If the product should become defective within the warranty period and under the above mentioned conditions, please return it to the store you originally purchased it from with proof of purchase, for repair or replacement free of charge.

www.promaster.com